



The Yardmaster

Southwestern Michigan Division



November 2024

Website: www.ncr-div9.com



This photo is the Pere Marquette Steam Engine # 1225, from the Steam Railroading Institute.

Featured Articles this Month:

	Pages
• Desk of the Superintendent	2
• Upcoming Meetings & Events	3-5
• Questions	7
• Dr. Bruce Chubb's Layout	8-17
• Rich's Travels	20-22
• Alan's Adventures	24
• Wrap-up	24

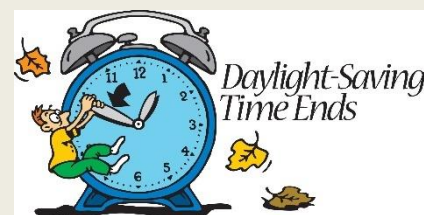
Non-Train Related Holidays & Special Events –November 2024

Day Light Savings Time Ends 11/03

Election Day 11/05

Veteran's Day 11/11

Thanksgiving 11/28



From the desk of the Superintendent

Greetings Fellow Division 9 Members

As someone says, greetings near and far. Hope each of you are experiencing good health. But this is the season of flu, sinuses and sore throat.

As was the case, I was down with health issues, so I was unable to attend the activity at Bruce Chubbs. I'm given to understand that those who attended enjoyed the opportunity to operate on a massive layout. Having viewed the layout several times I was looking forward to operating. Closer to home our next meeting is here in Battle Creek at the Battle Creek Model Railroad Club. The club completely tore out their old layout and redesigned the floor plan and layout. Many improvements were made, making it more user friendly as well accommodating visitors.

Check out the upcoming meetings chocked full of ideas to further enhance your layout and modeling skills. Hope to see each you at the November 16th meeting

Garry Johnson



These are photos of ex GTW locomotive 4910 in service at Balkama Limestone Yard on Kings Highway



Editor's Comments

There are a lot of important dates to remember in November. First of all set your clocks back one hour on the 3rd, second remember to vote on the 5th, third Veteran's day is on the 11th and fourth is Thanksgiving Day on the 28th.

We are always looking for fresh ideas, please share any thoughts, ideas, comments, etc.



Division 9 Officers

Superintendent	<u>Garry Johnson</u>	<u>elecsprk@gmail.com</u>
Assistant Superintendent	Joel Pyard	<u>pyardj@comcast.net</u>
<u>Paymaster</u>	<u>Bob Lawrence</u>	<u>robertlawrence44@msn.com</u>
<u>Scribe & Newsletter Editor</u>	Alan Bau	<u>alanwbau@gmail.com</u>
<u>Trustee</u>	Doug Van Meter	<u>vanmeterda@gmail.com</u>
<u>Trustee</u>	Greg Marvin	<u>sr@earthworkslawnandlandscape.com</u>
<u>Website Manager</u>	Tony Vacha	<u>CKRHandler@aol.com</u>

Upcoming Division Nine Membership Meetings & Events:

Meetings & Events	Date & Time	Location	Presenter & Topic
Membership Meeting	November 16 th 10:00 AM	Battle Creek Model Railroad Club 2 West Michigan Ave Ste: B-1 Battle Creek, MI 49017	Layout Tour See note below
Membership Meeting	December 21 st 9:30AM	Kalamazoo Bridge Club	Rich Mahaney – Clinic on “Old Era Equipment”
Board Meeting	January 5 th 7:00 PM	TBD	
Membership Meeting	January 18 th 9:30 AM	Kalamazoo Bridge Club	Ryan Yanez - General Manager, will be speaking on the Grand Elk Railroad
Membership Meeting	February 15 th 9:30 AM	Kalamazoo Bridge Club	MMR Dan Lewis - "Getting the Most Out of DPM Kits"
Membership Meeting	March 15 th 9:30 AM?	Kalamazoo Model RR Club	Clinic with information, training and demonstrations involving model railroad layout building.
Board Meeting	April 6 th – 7:00 PM	TBD	
Membership Meeting	April 19 th 9:30 AM	Kalamazoo Bridge Club	Presentation by Doug Harding – Topic TBD
Membership Meeting	May 17 th	Mid-Michigan Railroad Facilities in Turkeyville, Mi.	
Membership Meeting	June 21 st	TBD	TBD
Board Meeting	July 6?	TBD	TBD

Note: After the meeting at the Battle Creek Model Railroad Club in November, the plan is for anyone interested in seeing Garry Johnson's layout to stop by his house to get a firsthand look at the progress he has made.

Garry's address is

371 32ND ST N		Springfield	MI	49037	7666
---------------	--	-------------	----	-------	------

A Few Details on Upcoming Membership Meetings:

November Membership Meeting – Battle Creek, Mi.

On Saturday November 16th we will be meeting at the Battle Creek Model Railroad Club located at 2 West Michigan Ave Ste: B-1 Battle Creek, MI 49017. Parking is at the rear of the building.

A Link to their website is displayed below as well as a map.

Mainline - Battle Creek Model Railroad Club



They hold Op Sessions on Tuesday and Thursday evenings at 6:30 PM and anyone is invited to attend.

Here are a few photos taken by Rich Mahaney, during the Division 9 Convention.



Remember that we will also be touring Garry Johnson's layout later in the day.

December Membership Meeting - Kalamazoo Bridge Club

We will be meeting on Saturday December 21st at the Kalamazoo Bridge Club located at 648 Maple Hill Drive in Kalamazoo. Business meeting will start at 9:30 AM followed by a clinic by Rich Mahaney, titled "What to do with old era railroad equipment on your layout"?



Remember the Bridge Club is located on the lower level in suite 648 & 650.

January Membership Meeting - Kalamazoo Bridge Club

January Ryan Yanez, the new General Manager of the Grand Elk Railroad will be making a presentation on the "Grand Elk Railroad".

The following is a note from Rich Mahaney regarding the February Membership Meeting

I have confirmed a Zoom clinic for our Division 9 meeting presenter Dan Lewis MMR from Oakland County/Division 8 for our Feb 2025 meeting on Sat Feb 15. The new clinic Dan Lewis has created is called "Getting The Most Out Of DPM Kits". I heard good things about the clinic presentation at the recent NCR Convention in Division 6. I was going to attend, but it was at the same time I was teaching.

As I told Dan, I have a ton of DPM kits to build buildings from. I was actually going to take them back with to Saudi to build walls and buildings from, but suddenly I decided to return to MI to live and work and they stayed here. I have started several buildings for my fruit area in my fake WA city of Empire. I want to have a series of Del Monte buildings for fresh fruit, canned fruit and other products, some buildings related to grocery store warehouses all 3-stories tall and up against railroad tracks in 1959. I need a plant to make tin cans also. Like I said I bought a bunch of wall panels to take back to Saudi, but they are all in my basement to be built into some industries. I am hoping that Dan will give me (and others) some help and ideas, tips to make things easier and building sections go together easier and a kick in the seat of my pants to get things going as a great fall/winter project! I have seen Dan's work on his layout and lots of great buildings from DPM kits on other people's layouts!! February will be "DPM" month!

March Membership Meeting – Kalamazoo Historical Model Railroad Club

The Club is located at [9336 Riverview Drive Kalamazoo, MI 49004](#).

The details of this session are still being worked out, the preliminary plan is that this meeting will focus on track issues, electrical wiring and signaling, with presentations by members of Division 9 and the Kalamazoo Historical Model Railroad Club.

Links to their website and a map are displayed below.

[Kalamazoo Model Railroad Historical Society 501\(c\)\(3\) – Model train club in Kalamazoo, MI](#)

[Kalamazoo Model Railroad - Google Maps](#)

April Membership Meeting – Kalamazoo Bridge Club

The plan for April is to have a clinic by Doug Harding. More details will become available in the next couple of months.

May Membership Meeting – Mid-Michigan Railroad Facilities in Turkeyville, Mi.

Watch for more details in future issues.



Questions:

1. One of our members is interested in knowing if anyone in our group is modeling in O scale? If yes, please respond to this question.
2. Has anyone explored the use of Grouper Program?
 - This is a program that works with Medicare Advantage and Medicare Supplement plans to cover membership dues, so you can focus on what you love to do. Don't worry about the membership cost - it's on your health plan. To see if your plan covers the Grouper social fitness benefit, visit <https://www.hellogrouper.com/NMRA>

Has anyone taken advantage of this program and what are your thoughts?



We would like to add a little more variety to Yardmaster Newsletter

Certainly, some of you out there have some special skills, knowledge, ideas, etc. that would be helpful to our members. Or maybe a new type of column where we generate some discussion on a few topics.

We invite you to submit any ideas that you think would be of interest to our membership. An article, pictures, drawings of anything train related that you would like to share with the rest of us.

Use your imagination, experience, successes and failures and give us a hand.

Submit your ideas, comments, etc. to alanwbau@gmail.com

Photo taken by Rich Mahaney

Bruce Chubb's Layout Tour – October

There were nine members from Division 9 participating in a layout tour and Op Session of Bruce Chubb's incredible HO Model Railroad.

I had not met Bruce before this session and had an opportunity to spend a few minutes with him. My first impression was that he is extremely knowledgeable and a really nice guy. He told me that the layout covers approximately 2,630 sq ft. and that he has over 150 volunteers to help and run trains on the layout.

While we had a good turnout, several of our members who wanted to go were unable to. There is a possibility that we can schedule another session if we have sufficient interest. We ask that you reply to the question below:

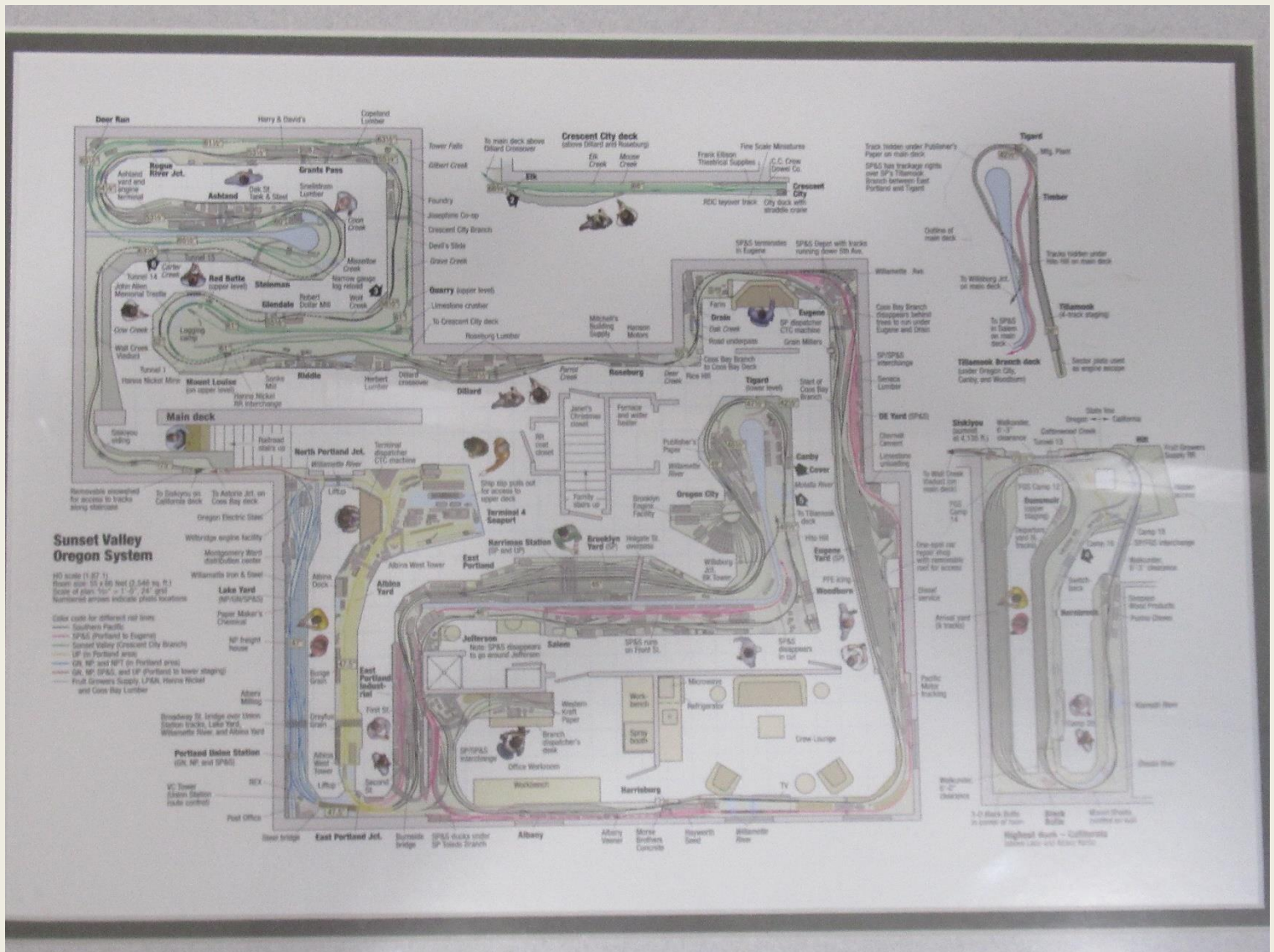
Would you be interested in another layout tour and Op session on Bruce Chubb's layout in 2025?

Please send your reply to alanwbau@gmail.com



This photo and the ones on the following pages were taken by Rich Mahaney

This is a drawing of Bruce's layout.





Pictured above are (Left to right) Jim Fankhauser, Casey Bartman, Rick Garthe.

Toward the back are Greg Marvin & Bob Lawrence



Pictured above are Rick Garthe, Bob Lawrence pictured with his grandson Wyatt.



Pictured above are Bob Lawrence's grandson Wyatt, Bob Lawrence and behind Bob is Casey Bartman



Pictured above are Greg Stonerock, Bruce Chubb & Alan Bau

Pictured on the right are Bruce Chubb, Greg Stonerock on the left, Greg Marvin on the right & Bob Lawrence in the background



Pictured above Left to right, Greg Marvin and Greg Stonerock



Pictured below (Left) Greg Marvin, (right) Greg Stonerock, (Center) Bob Lawrence, Bob's grandson Wyatt & (back) Alan Bau



Bruce Chubb pictured above

The following pages are photos taken by Alan Bau during the layout tour at Bruce Chubb's in October







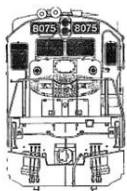




EUGENE YARD FREIGHT TRAIN TIMETABLE (excludes passing trains)									
TRAIN	WORK	HEAD OF TRAIN	BLOCKING						
			1 NG Reload	2 Deer Run	10 Quarry	2 Red Butte	4 Sawmill Curve	Crest	
601 Eugene-Crescent City AM Hauler	Originates	<	4 Dim. Lumber	2 Tanks	5 Particle Board	All Others			
501 Dillard Mill Job	Originates	<	8 Ashland Local	6 Dunsmuir Block 1	Dunsmuir Block 2	Dunsmuir			
415 Brooklyn-Dunsmuir AM Hauler	Pickup/Setout	<	Reefers Only						
603 Produce Special	Pickup/Setout	<							
416 Dunsmuir-Brooklyn AM Hauler	Pickup/Setout	<							
389 Eugene-Coos Bay AM Hauler	Originates	<	5 Rainrock	14 Gardiner-LP&N					
P425 Seattle-Eugene Merchandiser	Terminates	<	Miscellaneous						
388 Coos Bay-Eugene AM Hauler	Terminates	<							
200 Pacific Coast Perishables	Pickup/Setout	<							
301 North Coast Expediter	Pickup	<	Dunsmuir Block 1**	Dunsmuir Block 2**	Dunsmuir Block 3**	Dunsmuir			
433 Brooklyn-Dunsmuir Rover	Pickup/Setout	<	8 Ashland Local	6 Dunsmuir Block 1	Dunsmuir Block 2	Dunsmuir			
508 Jefferson Turn	Originates	<							
370 Dunsmuir-Eugene Merchandiser	Terminates	<							
533 Swishome Turn	Originates	<	4 Swishome Kln	3 Murphy's Mill	Vaughn Station				
371 Eugene-Dunsmuir Merchandiser	Originates	<	Dunsmuir Block 2	Dunsmuir	1st Dunsmuir Block 2				
P426 Eugene-Seattle Merchandiser	Originates	<	(priority to NP Block 2)	Seattle-ON	Seattle-NP	Seattle-NP Block 2	Seattle-NP Block 1, (North) Pa		
602 Crescent City-Eugene AM Hauler	Terminates	<							
634 Dunsmuir-Brooklyn Rover	Pickup/Setout	<							
201 Pacific Coast Perishables	Pickup/Setout	<	Express Reefers***						
387 Eugene-Coos Bay PM Hauler	Originates	<	5 Rainrock	14 Gardiner-LP&N					
386 Coos Bay-Eugene PM Hauler	Terminates	<							
605 Eugene-Crescent City PM Hauler	Originates	<	2 NG Reload	2 Deer Run	10 Quarry	2 Red Butte	4 Sawmill Curve	Crest	
311 Riddle Turn	Originates	<	3 Drain	4 Roseburg	8 Riddle	5 Hanna Nickel			
405 Brooklyn-Dunsmuir PM Hauler	Pickup/Setout	<	8 Ashland Local	6 Dunsmuir Block 1	Dunsmuir Block 2	Dunsmuir			
420 Ashland Hauler	Terminates	<							
404 Produce Special	Pickup/Setout	<							
421 Ashland Hauler	Originates	<	Grants Pass and Glendale						
437 Brooklyn-Dunsmuir Drag	Pickup/Setout	<	8 Ashland Local	6 Dunsmuir Block 1	Dunsmuir Block 2	Dunsmuir			
406 Dunsmuir-Brooklyn PM Hauler	Pickup/Setout	<							
400 North Coast Expediter	Setout	<							
606 Crescent City-Eugene PM Hauler	Terminates	<							
38 Dunsmuir-Brooklyn Drag	Pickup/Setout	<							
**Train 300/301 contains Trailer-on-Flatcar Traffic Only. All TOFC traffic should be routed exclusively on Trains 300/301, per waybill special instructions.									
***Express reefers on Trains 200/201 only, unless directed otherwise by waybill special instructions									

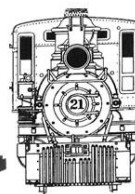






4th Annual MODEL RAILROAD SALE!

Hosted by Division 6
North Central Region - National Model Railroad Association



SATURDAY – JANUARY 25, 2025

10am - 3pm



2142 Community Center

7526 Grand River Ave, Brighton, MI 48114

**NEW Location!!
MORE Tables!!**

189 Tables of model railroad items - ALL scales!
Door Prizes Awarded every 45 minutes! (must be present to win)

Food available – FREE parking

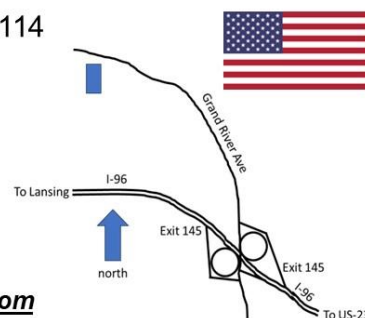
Admission –

\$5 per person over 18 years old (spouses/children under 18 = FREE!)

\$10 per person Early Bird entry at 9am

VETERANS AND ACTIVE DUTY SERVICE MEMBERS FREE (WITH ID)

Information – **Barry 734-649-3056 (6pm-9pm)** div6trainshow@gmail.com



4th Annual MODEL RAILROAD SALE!

Hosted by Division 6
North Central Region - National Model Railroad Association

SATURDAY – JANUARY 25, 2025
10am - 3pm

2142 Community Center

7526 Grand River Ave, Brighton, MI 48114

VENDOR INFORMATION..... HELLO!! Welcome to the 3rd Annual MODEL RAILROAD SALE, hosted by Division 6 of the NCR/NMRA.

Here is the info you need to be a vendor at our event.....

* Vendor tables are \$25 each. Tables size is 30" x 8' long. There is no limit to how many tables you can buy. **We now have 189 tables!!**

* Tables are assigned locations on a first registered-first get system. Please note any special requests below and we will do our best to accommodate you.

* Set-up will start at 7:15am on Saturday, January 25, 2025.

* All vendors will sell from behind your table.

* There will be one chair per table. Extra chairs may be available.

* There will be FREE donuts and coffee for vendors only, from 7:30am-9:30am

* We are doing an Early-Bird sale at 9am-10am for the public. You are free to sell at that time, or not. Doors open to the rest of the public at 10am-3pm.

* **NEW!!!** – Vendors are **NOT** allowed to have **ANY food** at their tables!! Food must be consumed at tables just off to the side of the sales area. Water is OK. This new policy will be **STRICTLY** enforced. Violation will result in not being allowed to return to this event!!

You are still allowed to bring your own food, but you **CANNOT** eat at your table!!!

* There is a café/deli on the upper floor of the building for food purchases.

* Cancellations for table fee refunds must be given by Wednesday, January 15, 2025. No refunds if notified after that date, unless we can resell your tables.

Please send this form with your payment, check or US Postal money order.

Make out to – **DIV 6 NCR NMRA** Send to – **Div 6 Model Railroad Sale 43642 Lotus Dr Canton, MI 48188**

EXHIBITOR AGREEMENT – Vendors will be responsible for any injuries or loss to themselves or their property. They expressly release DIVISION 6 and it's members from any liability and agree to indemnify and hold DIVISION 6 and it's members harmless. Signing this agreement means you have read all of the facts above and agree to them. If for any reason the SALE is cancelled, refunds will be issued asap.

Electricity yes ☐ no ☐

SIGNED- _____ Date _____

Name/Company _____

Address _____

Email _____ Phone _____

SPECIAL REQUESTS

Upcoming Train Shows

Train Show List

The full list of shows is available here on the brand new website, which allows you to subscribe and submit your events directly. More features will be coming soon!

<https://www.trainshowlist.com>

Given that we are reaching almost 1000 subscribers every other week, please consider making a donation as part of your event's marketing budget. Please visit the Train Show List site and donate via PayPal. Thank you for your support!



For Sale Items

Do you have an excess inventory of cars, supplies, etc. which are just taking up space and most likely will never be used? You can list these items here and try to sell them, so you can buy more train stuff.



To list your for-sale items here, send your list of items along with a picture if one is available, a description of your item(s) along with your asking price and contact information. If you wish your item(s) to be listed in the upcoming newsletter, you need to submit them along with needed information no later than the 25th of the month.

Send your information to alanwbau@gmail.com.

Rich's Travels

These photos are from Decatur, MI, the track mobiles are used to move covered hopper cars



Here is an old caboose and passenger car that are on display in downtown Rockford, MI by the old train depot.



The wonderful train station in Dowagiac, MI





Alan's Adventures in Model Railroading Volume 5

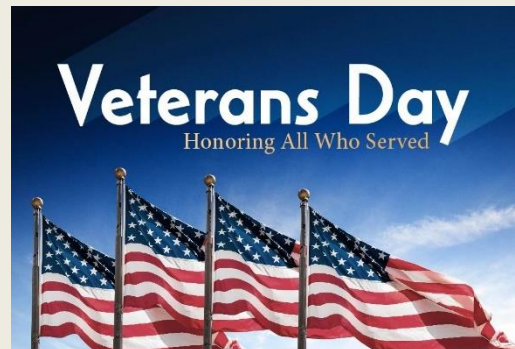
This month found me working on my layout quite a bit on a variety of projects, but mostly related to finishing up the rural and commercial sections. Three fences (rail, chain link & hairpin) were added, along with grass, bushes, weeds, flowers, trees. More roads, both asphalt and gravel were added, and the main asphalt road was striped.

I found time to paint and ballast several sections of track, boy is that tedious work. After ballasting, the track was tested, and a derailing problem was discovered when the locomotive went around one particular curve. This section of track hadn't been changed in several months and passed all previous tests. Trying to fix the problem, I first cleaned the track, with no significant change. The track was then inspected carefully, thinking there may be some small amount of ballast causing the problem. There were a few small amounts of ballast that were removed and tested again at various speeds. There was some improvement at very slow speeds, but the locomotive still derailed at higher speeds. My next move was to get a magnifying glass and get really close to the problem. As I watched the locomotive go around the curve, I discovered that the right front wheel on the locomotive was being lifted off the rail as it entered the curve, causing the train to derail. I temporarily raised the outside rail which appeared to correct the problem as it passed testing at all speeds. My next move is to make the correction more permanent and then test again, keeping my fingers crossed while the testing takes place.

Wrap-up

There are a couple of things that the board is working on currently. Watch for updates as we make progress on these and other issues.

- We are in the process of preparing a few changes to our bylaws as we would like to make the Paymaster and Website Manager appointed positions rather than elected positions as they are today.
- We are moving our website over to the NCR server and updating the format. We are also changing the name to <https://div9.ncrnmra.org>. We will notify you when the new name goes into effect.
- Remember to vote on Tuesday November 5th.



Alan Bau
Division 9 Scribe & Newsletter Editor
alanwbau@gmail.com