

The Yardmaster

Southwestern Michigan Division



June 2021

Division 9 Officers

Superintendent	- Garry Johnson	elecsprk@gmail.com
Assistant Superintendent	- Joel Pyard	pyardj@comcast.net
Paymaster	- Bruce Nichols	bruce_nichols09@comcast.net
Scribe	- Alan Bau	alanwbau@gmail.com
Trustee	- Doug Van Meter	vanmeterda@gmail.com
Trustee	- Casey Bartman	Casey@GR-MI.com

The Yardmaster is the newsletter published monthly by Division 9, North Central Region of the National Model Railroad Association.

Submissions: Please send articles, news items, inquiries, photos and comments to the Editor of **The Yardmaster**, **Dave Vinci** dj.vinci@frontier.com, **by the 1st of the month** for inclusion in the current month's edition.

From the Desk of the Superintendent

I'm certainly looking forward to activities opening up as in OPS, Train Shows, Conferences ect., all under the new normal whatever that might be. Summer becomes a busy time and often our modeling takes a back seat. Take some time to engage with your hobby. Maybe on those hot days of summer. As for me I'll be planning out a new layout as the current one is being torn down. My wife and I relocating our house (doublewide) that will afford me a basement size of 26' X 52' wide open with no posts to get in the way. I'll be busy relocating but not to busy to enjoy railroad activities. One of which is the Canadian National line two blocks away a short walk to watch trains.

Hope to see you at the next meeting in-person or on zoom. - Garry

Editor's Comments

Greetings from your newsletter editor. If any of you would like to try your hand at creating an article for the newsletter, please try and write one. It can be of any size or maybe just a photo of your latest project. How about a tip that you think other modelers could benefit from? This newsletter will only be as informative and entertaining as you, the membership, make it.

Achievement Program

To see the requirements for AP awards see the NMRA website, or talk about the program, contact our Division AP coordinator, Dorman Wilson at N8YNW@charter.net

June Membership Meeting

The June 2021 membership meeting will be **Saturday, June 19th** at **The Colonial Kitchen Pancake House**, 330 N. Drake Rd., Kalamazoo. The back room is reserved beginning at **nine o'clock** for informal breakfast (on your own). The Colonial Kitchen is in the same building as AT&T and Art Van's Pure Sleep on the east side of Drake Road in the block south of Main Street. The restaurant faces south in that building.

This will also be a virtual meeting and we will once again be joined by members of the Michiana Division.

Topic: NMRA Div 9 and Michiana Div Joint Meeting

Time: Jun 19, 2021 10:00 AM Eastern Time (US and Canada)

Join Zoom Meeting

<https://us02web.zoom.us/j/86863185676?pwd=KzJXTXJEdUM4M0dvcHNUOXpON0tndz09>

Meeting ID: 868 6318 5676

Passcode: 160751

Best Wishes, Joel Pyard

Rich Mahaney will be presenting the June 2021 clinic for the joint meeting between Division 9 and the Michiana Division. This presentation will be about:

"Tanks For Solids, Liquids and Gases".





Through the use of photos "tanks" will be looked at for designs, construction, types, and features. That awareness will allow you to distinguish between the different types of "tanks" that you might place on your layout for the needs of the community and industries.

What products do they hold and store? Maybe tank shapes that you have never seen before?

What does it mean when we say floating roof tanks, low pressure and high pressure tanks?



Elevation produces pressure, flat ends verses rounded ends, cryogenic tanks, and tanks for corrosive products.



How about silos or bins?



Getting the correct tank car at the correct types of tanks and other things to help the model railroader get it right or correct on their layout!

See you there!



Membership Meeting Minutes

NMRA NCR Division 9 Membership Meeting Minutes May 15, 2021

Location: Colonial Kitchen 330N. Drake Rd., Kalamazoo, MI., also virtual

In Person Attendees:

Garry Johnson
Joel Pyard
Rich Mahaney
Casey Bartman
Bob Provost
Alan Bau

Virtual Attendees:

Bruce Nichols
Dave Vinci
Robert VanDyk

Meeting was called to order at 10:02 by Garry Johnson

Business Meeting:

Superintendent's Report: Garry Johnson discussed track cleaning techniques that he viewed on a video from Ron's Trains and Things.

Assistant Superintendent's Report: Joel Pyard nothing to report.

Paymaster's Report: Bruce Nichols reported that there was no activity in our account since the meeting.

Scribe's Report: Minutes of the April meeting were included in the newsletter. Received a report that Doug VanMeter suffered a stroke a few weeks ago, at this time he is recovering at home. (Update: May 19th. Doug looks good, is eating well, but still unable to talk.)

Newsletter Editor's Report – Dave Vinci reminded everyone that the deadline for submitting articles for the next Yardmaster newsletter has been moved up to the first of each month. This was done to get the newsletter published and distributed to all members prior to the next membership meeting. Dave also expressed his appreciation to those that have been submitting articles.

Old Business:

- Rich Mahaney reviewed the schedule of upcoming clinics and layout tours. Rich also asked if there was any interest in travelling to Southeast Michigan for a series of layout tours. June 19th – Joint Meeting - Presentation by Rich Mahaney- "Storage Containers For Solids, Liquids and Gases For Model Railroaders".
- Division 9 Board of Directors Election Nominating Committee: Bruce Nichols & Joel Pyard reported that the September business meeting includes election of officers for Division 9. Garry Johnson and Alan Bau are willing to continue as Superintendent and Scribe, but they are still looking for volunteers to run for both of the Trustee positions. If anyone is interested in running for any office, please contact either Bruce or Joel. It was mentioned that none of these positions take a lot of time and there are only four board meetings a year.

Next Meeting is scheduled for Saturday June 19th In-Person attendees will meet at the Colonial Kitchen, join us for an informal breakfast at 9:0AM. Meeting will start at 10:00AM.

This will also be a virtual meeting and we will once again be joined by members of the Michiana Division.

Clinic Session will be a presentation by Rich Mahaney- "Storage Containers For Solids, Liquids and Gases For Model Railroaders

There being no New Business the meeting was adjourned at 10:25AM.

Clinic Presentation: Norm Logan made a highly informative presentation on "Painting backdrops".

Respectfully Submitted

Alan Bau
Division 9 Scribe

Officer Positions open for Election in September

Superintendent - a 2 year term. Duties:

- a. shall be responsible for the administrative and business functions of the Division.
- b. shall serve as liaison to the NCR, the NMRA, and other NCR divisions, modeling clubs, museums, and the non-modeling members of the community. As said liaison, shall work with the Scribe in publishing information about the Division.
- c. the Superintendent shall be the only one authorized to make public statements without the approval of the Board.
- d. shall serve as legal compliance officer, ensuring Division compliance with all Federal, State, Municipal, NMRA and NCR laws, rules and regulations.
- e. shall serve as chair of Division functions, conducting all meetings in adherence with The Standard Code of Parliamentary Procedure, Fourth Edition.

Scribe – a 2 year term, Duties:

- a. shall take and distribute meeting minutes.
- b. shall maintain an archive of all official records for the Division.

- c. shall work with the Superintendent and Assistant Superintendent in preparing and distributing information to the general membership, other Divisions, NCR, the general public, and others as needed.
- d. shall provide information on candidates for the available Directorships to the general membership no less than thirty days prior to the election.
- e. shall notify members of meetings and activities
- f. shall maintain the membership list for the Division

2 Trustees - one for a 1 year term and one for a 2 year term to serve on the Board of Directors. Duties:

- a. shall serve as representative at large on behalf of the membership
- b. shall assist any other Director as needed.

Coming events

- **July** – off
- **Aug** – off
- **Sept** – Annual meeting, Tour of the Sturgis layout, tour of the train station and a clinic by Dave Vinci about "Towers on Model Railroads"
- **Oct** – Tom Weaver, CP layout tour east of Lansing area is approved, working on a second layout to tour by Dewitt with Dave and Rob Venzke, it will probably be a go.
- **Nov** – possible layout tour
- **Dec** – clinic at the restaurant – maybe a joint in person meeting between Michiana and Division 9 groups?



Looking at Clouds


By Rick Mahaney

After listening to Norm Logan's presentation on backdrop painting at our last meeting, I had to drive to Bismarck, ND to present some clinics at the Thousand Lakes Region Convention which gave me time to look at the clouds, sky .and the land.



Norm talked about "blue" skies, cloud colors, distances, perspectives and "other things that we see", but we don't process in our brain, we "just see it". Think about the differences in what land and states look like and the areas that your trains travel through.

What do the "Dakotas" look like verses Michigan or Colorado or Washington or other states in the United States?





Clouds change throughout the day based on heat, weather, humidity, rain and winds.



These cloud photos were taken through out the same day as I drove across the Dakota. Thank you Norm, for helping us see things differently for modeling.

Hot Metal Cars

By Dave Vinci

One of the advantages of modeling the Steel Industry are the unique cars that go along with that industry. I model the 1920s so I tend to have to back-date and sometimes scratch-build the equipment I choose to model. However, the hot metal cars are fairly easy to

get appropriate models suitable for the period I model. The 3 basic car types are the Hot metal cars, hot metal bottle cars and Slag cars.

Walthers makes a nice bottle car which works for most periods, but it is of all welded construction with 6-wheel trucks so, that's a little too modern for my period.

So, I went in search of period-appropriate hot metal cars, and here at right is a sample of what I found.



Walthers Bottle Car

photo & model by D. Vinci



Notice this bottle is of riveted construction and is sitting on four trucks. Armco Bottle car



This car is also of riveted construction and it has 6-wheel trucks

Both photos I picked off the internet about I didn't record the source. I wish I had, - DJV



This car is from the folks "down under" in Australia. The photo is undated but looking at the trucks I would say this car dates from the late '20s to late 1930s. Designed and built by: Morts Dock & Engineering Company Ltd.
Is that a great name for an industry or what?

I decided to back-date the Walthers Car:



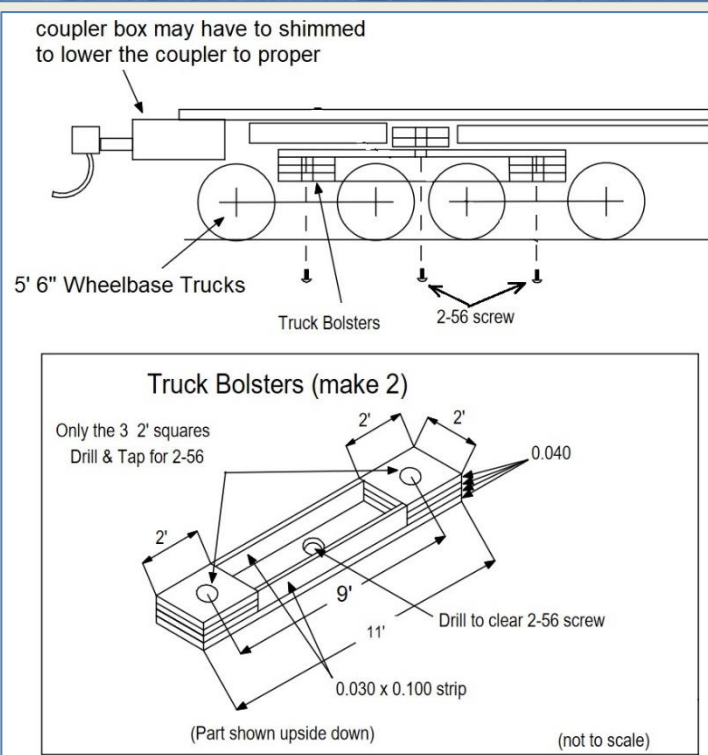
FI&S #36 Pugh Hot Metal car Kitbashed from Walthers Bottle Car Kit - Car now sits on four heavy duty trucks and is of riveted construction.

photo & model by D. Vinci

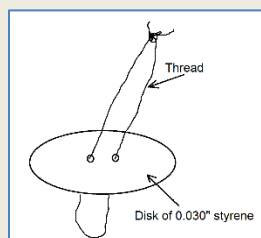


Using some Evergreen 0.015 x 0.080 styrene strip I added the re-enforcing panels and then using the Micro Mark decal rivets made up the riveted bottle. Scuff the surface of the plastic with 320 grit sandpaper to help the rivet decals stick. Paint the bottle a rusty color.

The trucks are mounted on a swing bolster which is then attached to the original kit truck mounting point. Test the truck spacing using your trucks and wheel sets. You may have to change the spacing if the wheel flanges touch each other or maybe other parts like the coupler box. I changed to a




Kadee coupler box and had to remove the ears as they interfered with the full movement of the trucks. Steel Mill trackage radii tends to be tight, so be ready for lots of testing as you make the parts.



I also added a disk of 0.030" plastic to simulate the bottle being full. I cut and filed a piece of 0.030" styrene so it is just a bit larger than the fill hole in the top of the bottle. I drilled 2 small holes and ran a piece of thread through the holes so I had a handle of sorts to pull the disk up and then using liquid cement applied around the edges of the disk from above. Hold the disk in place until the cement dries. Once it's solidly in place, cut the thread and remove it. Paint the disk to represent hot metal. I used reefer yellow with some bits of red around the edges. The acrylics will blend nicely while they are wet. Let the paint dry. Put some full strength white glue around the top of the bottle and around the inside edge of the disk. Sprinkle very fine cinders on the wet glue to simulate the spilled and cooled cast iron. Put a little on top of the disk, especially over those 2 holes and drop diluted white glue to fix the cinders in place. You can tinker a bit with the color of the hot metal by adding red or orange paint on top of the now dried cinders. You could dust the model with rusty colored chalk or powdered pigment too.



I believe this photo was taken at a US Steel plant in Pittsburgh, Pa. I wish I had documented the source.



Open Top Ladle Car - source unknown

The 2 smaller cars above are more typical of the 70-ton cars used in the earlier time periods. They also are good up into the 1960s. Fortunately for those of us modeling in HO scale, State Tool & Die makes several hot metal kits in plastic:



**CMA-720 | POLLACK-75
TON KLING HOT METAL
CAR (PLASTIC)**

State Tool & Die



**CMA-710 | BASIC 200
TON - 4 TRUCK BOTTLE
CAR**

State Tool & Die

These kits make up into nice models. Their bottle car is too large for my era but for you more modern modelers it is a really nice kit.




CMA-725 | 3 IN 1 OPEN TOP HOT METAL CAR

Available only in single pack.

State Tool & Die

Here are a few of mine:



Model and photo by D. Vinci



Models and photo by D. Vinci

Walthers makes some nice Slag car kits which are good for my era, so here are 3 of them.



Walthers Slag Cars

photo & Models by D. Vinci

I added loads to these cars in the same way as described above.

Prototype Photos

If you have some photos you've taken or have permission to submit for publication, please send scans of them to your editor for inclusion in our Prototype photo section. If you need help with this, contact Your editor.



If filling a hopper, not a good time to go to lunch.

photo fm: Don Thomas

Division 9 Calendar for June 2021

Sunday	Mon	Tues	Wed	Thurs	Fri	Saturday
		1	2	3	4	5
6	7	8	9	10	11	12
13	14	15	16	17	18	19 Div 9 Zoom Meeting
20	21	22	23	24	25	26 GR&I Chapter Meeting PRRT&HS
27	28	29	30			

Division 9 Calendar for July 2021

Sunday	Mon	Tues	Wed	Thurs	Fri	Saturday
				1	2	3
4	5	6	7	8	9	10
11 Div 9 BOD Zoom Meeting	12	13	14	15	16	17 No Div 9 Meeting
18	19	20	21	22	23	24
25	26	27	28	29	30	31

Division 9 Calendar for August 2021

Sunday	Mon	Tues	Wed	Thurs	Fri	Saturday
1	2	3	4	5	6	7
8	9	10	11	12	13	14
15	16	17	18	19	20	21 No Div 9 Meeting
22	23	24	25	26	27	28
29	30	31				